

*the turning point in entrance control*

# Glass Full Height Turnstile



**IdGates Glass Full Height Turnstiles** with a classic view to enhance the entrance to a building. Function like a normal Full Height turnstile, with **glass blade** instead of metal rod.

It is an entry control barrier system constructed to withstand abuse of mass traffic flow with an affordable budget and minimum maintenance cost.

Standard model - motorised

Non-motorised (hand push) model available.

CE certified; built for indoor and outdoor use.

## PRINCIPLE OF OPERATION

In CLOSE position, the Electromagnetic Locking device prevent the rotor gear from rotating This keep the Turnstile in a close position, preventing unauthorized access

Upon receiving command signal authorizing access:

- The locking device release the rotor gear
- Servo motor move the rotor to allow access
- The rotor move by 120°
- The turnstile lock at close position after pedestrian has passed




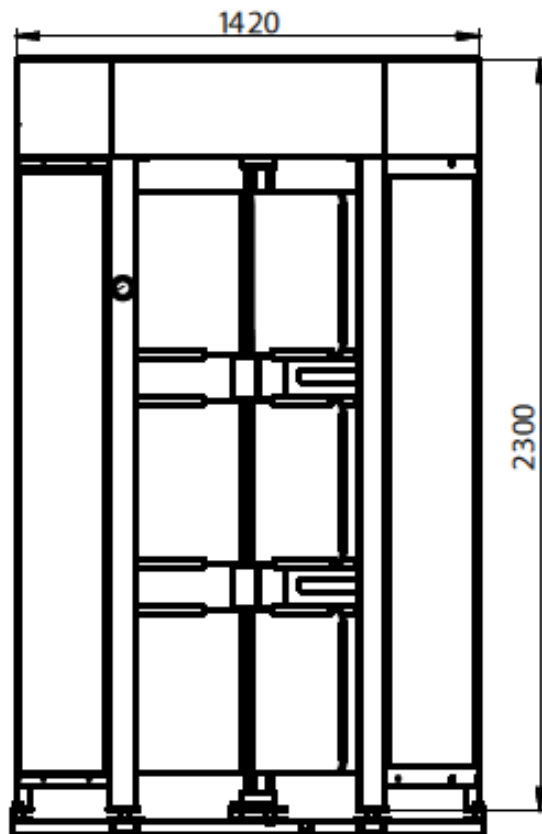
Capacity

20  
pers/min



Passage width

650  
mm



*dimension subject to change during order*

# Glass Full Height Turnstile

*the turning point in  
entrance control*

## SINGLE ENTRY FULL HEIGHT TURNSTILE

- Indoor application
- Servo motor driven
- 120 degrees blade angle
- Bi-Directional

## POWER FAILURE

- When power goes OFF both directions are locked

## ELECTRICAL SPECIFICATION

- Voltage: - AC 100 - 240V, 50/60Hz
- DC source 12 V
- Maximum power 150 Watt

## CHOICE OF MATERIAL AVAILABLE

- Brush stainless steel (304) housing
- Polished stainless steel (304) housing

## PEDESTAL DIMENSION

- Height – 2300mm
- Length – 1184mm
- Width – 1420mm
- Passage width – 650mm

## WEIGHT

Per pedestal – 470kg

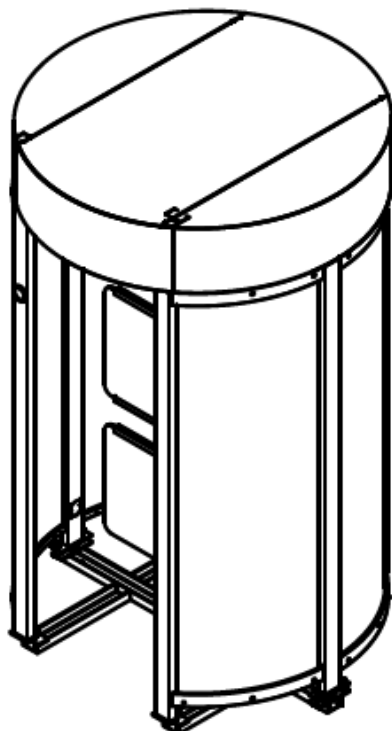
## BATTERY BACKUP 12V, 7AH

If supplied with backup battery, the battery will switch in during Mains AC failure and support normal operation for at least 2 hours.



### CONTROLLED BY

- reader/access control
- remote control manual/wireless



*dimension subject to change during order*

glass full height turnstile

## OPTIONAL ITEM AVAILABLE

- Manual unlock when no power
- Remote control unit
- Remote wireless control unit
- Backup battery 12V, 7Ah
- Protective canopy